



# Weekly Influenza Surveillance Summary

For more information visit:

<http://kanehealth.com/Pages/Flu.aspx>

WEEK 20: May 16 – May 22, 2021

June 7, 2021

## Overview

Influenza surveillance for Kane County Health Department includes the collection of data from hospital emergency rooms, laboratories, and public schools. Our participants have reported the following aggregate measures:

- Among four reporting hospital emergency rooms, 2.3% of visits were for influenza-like illness (ILI).<sup>1</sup>
- During Week 20, 2 labs reported that 0 of 2 (0.0%) specimens tested for influenza were positive.<sup>2</sup> Of these 2 specimens:
  - 0 (0%) were positive for Influenza A
  - 0 (0%) were positive for Influenza B
  - 0 (0%) were positive for Influenza AB

No other specimen tested positive for the week ending on May, 22, 2021.

- \*\*The ILI absenteeism rate for public schools in Kane County is not being reported this year due to the demands of COVID-19 reporting and similar symptoms for both ILI and COVID-like illness.
- As of the week ending May 22, there has been 1 influenza-related ICU admission reported to the health department.
- To date, 0 outbreaks of influenza have been reported in Long-Term Care/Assisted Living facilities in Kane County.

<sup>1</sup>Influenza-like illness (ILI) is defined as fever > 100°F with cough or sore throat without other known cause

<sup>2</sup>Rapid influenza testing cannot distinguish influenza infections caused by novel influenza A viruses. The sensitivity of this type of testing has been shown to range between 20-100% for seasonal influenza viruses. A negative result does not exclude influenza virus infection.

\*All data are provisional

## Emergency Room Visits

During Week 20, 2.3% of reported hospital emergency room visits were for influenza-like illness (ILI).<sup>1</sup>

Each week, data for the 2020-21 season will be presented with data from the previous flu seasons to show the trend of ER visits for ILI over time.

Visits for influenza-like illness to reporting emergency rooms during Week 20 had the following age distribution:

- 0-4 years: 21.4% of all ILI visits
- 5-24 years: 47.6% of all ILI visits
- 25-64 years: 28.6% of all ILI visits
- 65+ years: 2.4% of all ILI visits

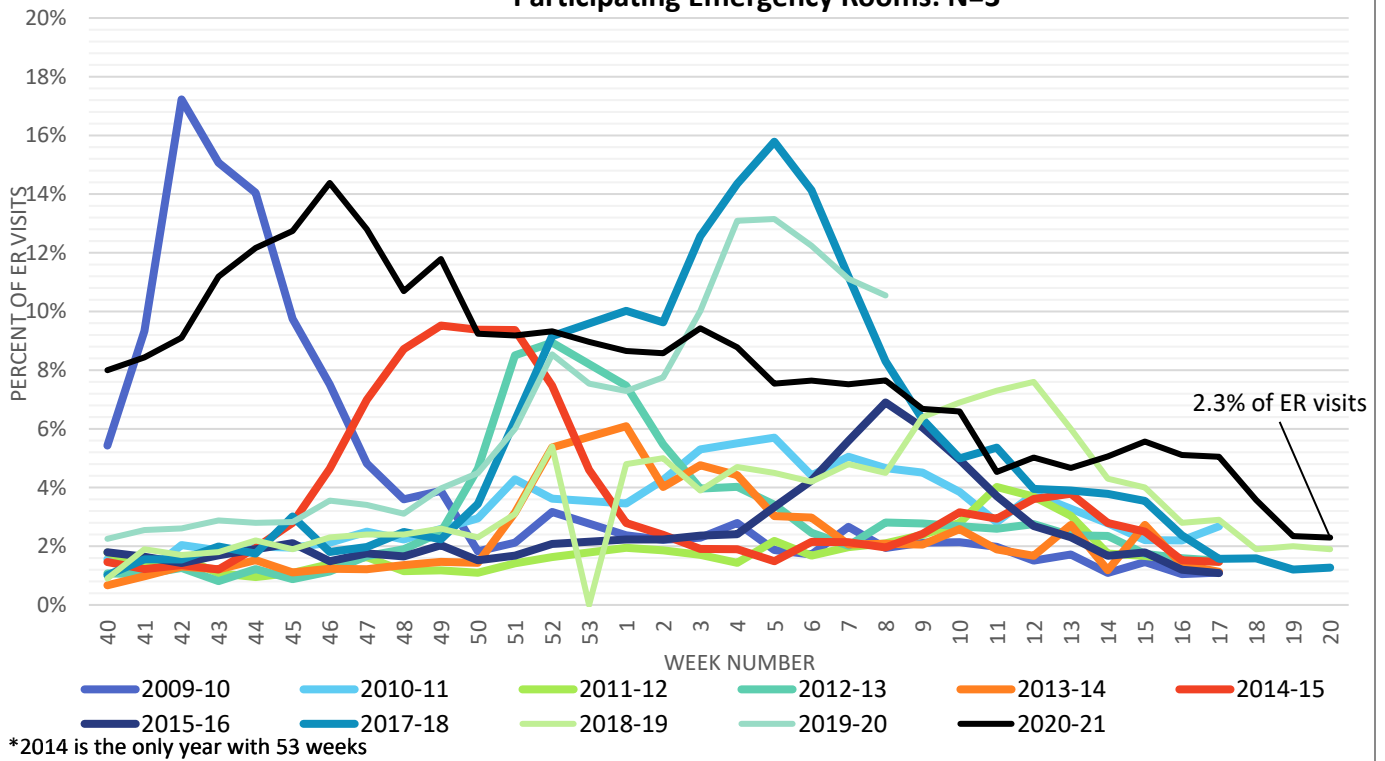
Throughout the season, KCHD will provide updated information on the total number of people visiting the emergency room for ILI, and what age groups make up those visits.

<sup>1</sup>Influenza-like illness (ILI) is defined as fever > 100°F with cough or sore throat without other known cause

\*All data are provisional

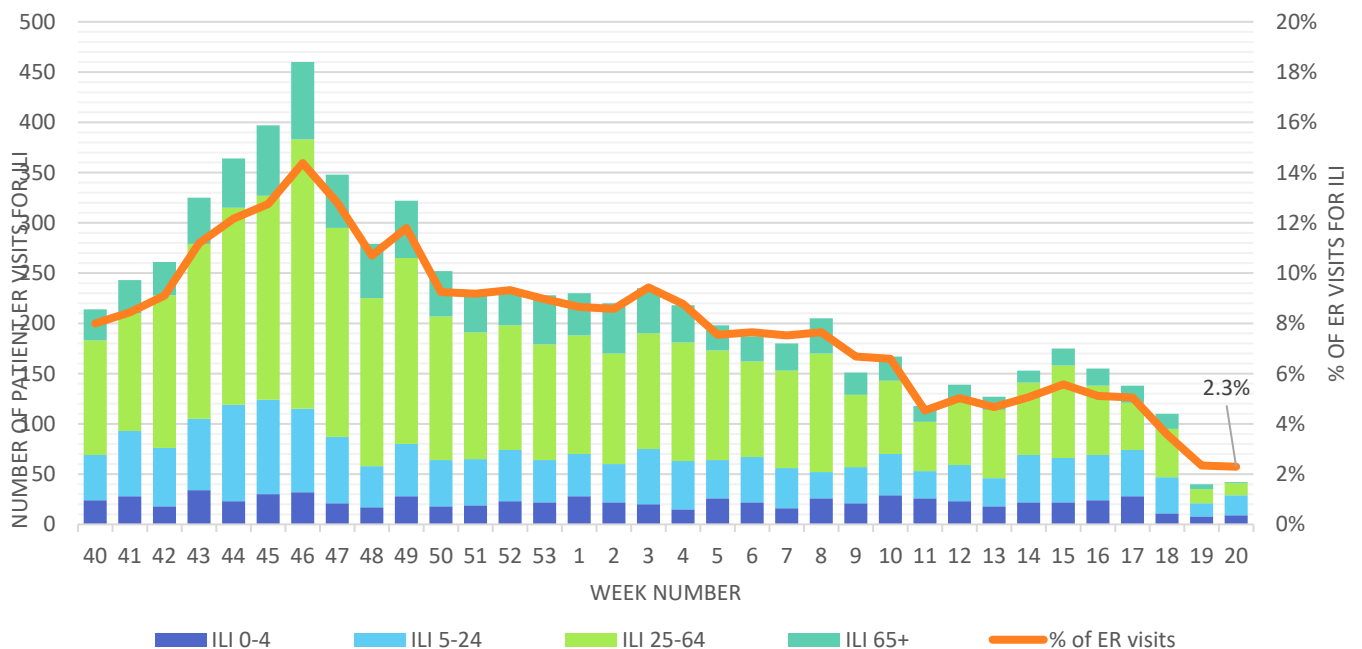
### % of Emergency Room Visits for Influenza-Like Illness

Participating Emergency Rooms: N=3



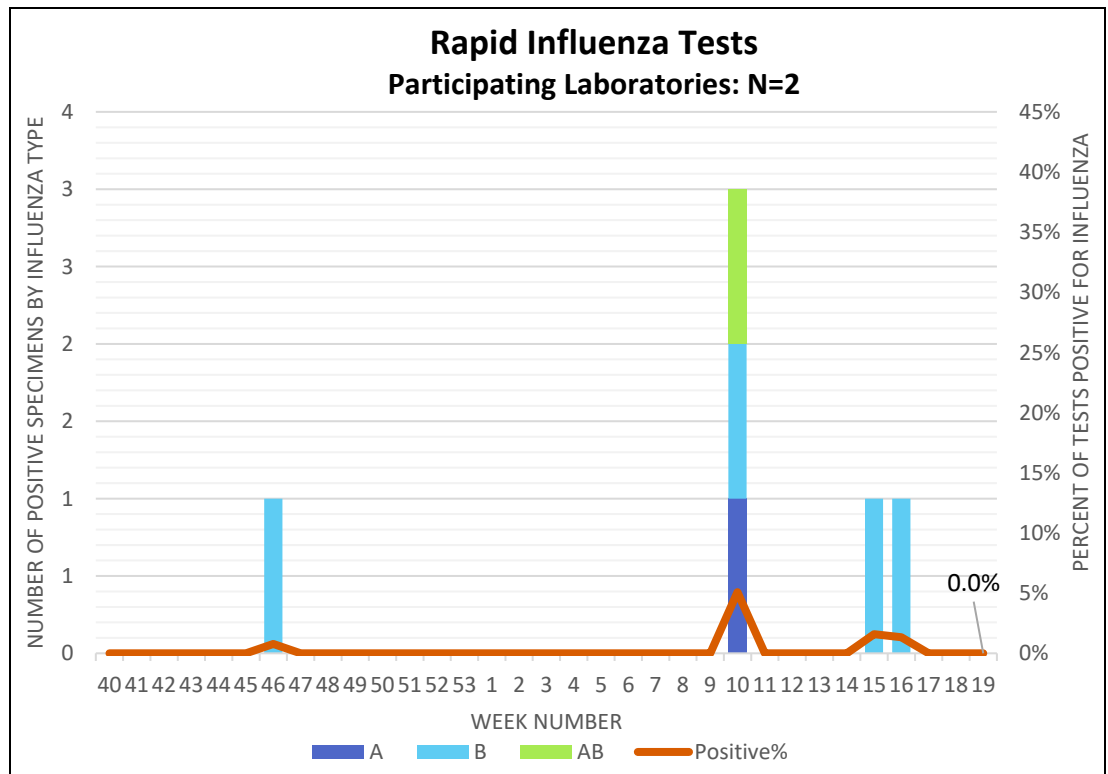
### Kane County Health Department Influenza-Like-Illness

Participating Emergency Rooms: N=3



# Laboratory Tests

Kane County Labs (4)	Week: 20		Season Total	
	Number	Percent	Number	Percent
Specimens Tested	2		2374	
Specimens Positive	0	0.0%	6	0.2%
<b>Positive Specimens by Type</b>				
Influenza A	0	33.3%	1	25%
Influenza B	0	33.3%	4	50%
Influenza AB	0	33.3%	1	25%
Unknown	0	0.0%	0	0.0%



Rapid influenza testing cannot distinguish influenza infections caused by novel influenza A viruses. The sensitivity of this type of testing has been shown to range between 20-100% for seasonal influenza viruses. A negative result does not exclude influenza virus infection.

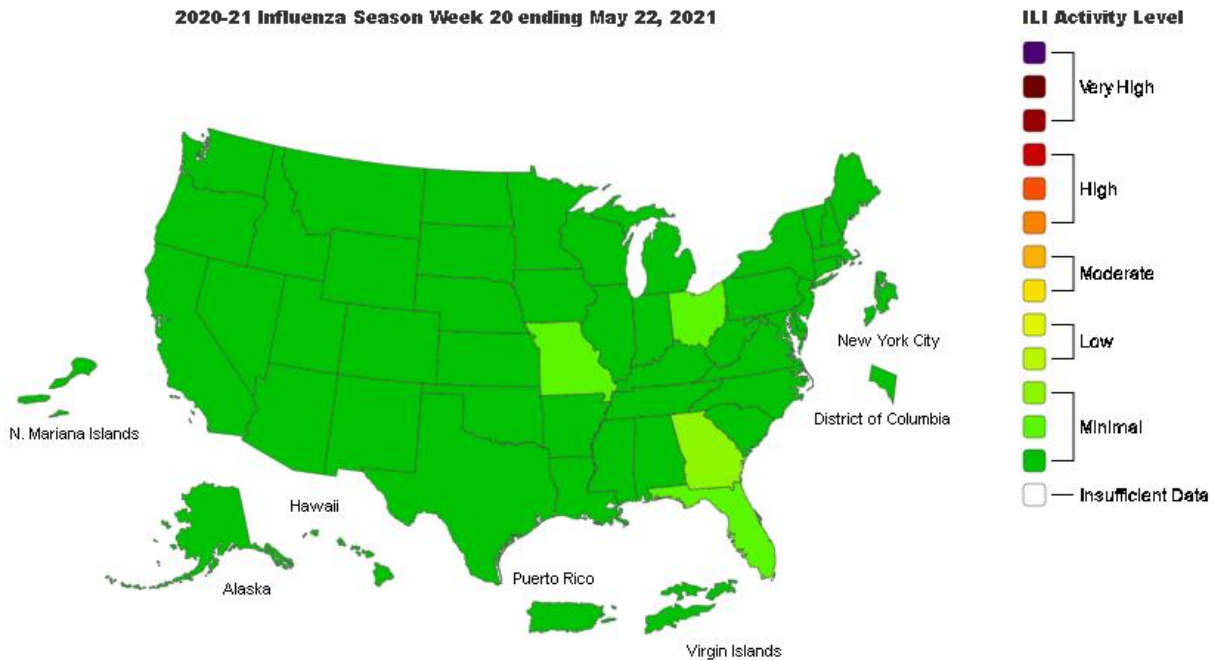
\*All data are provisional

## Student Absenteeism

The ILI absenteeism rate for public schools in Kane County is not being reported this year due to the demands of COVID-19 reporting and similar symptoms for both ILI and COVID-like illness.

Influenza-like illness (ILI) is defined as fever > 100°F with cough or sore throat without other known cause.

\*All data are provisional



<https://www.cdc.gov/flu/weekly/usmap.htm>

- No Activity:** No laboratory-confirmed cases of influenza and no reported increase in the number of cases of ILI.
- Sporadic:** Small numbers of laboratory-confirmed influenza cases or a single laboratory-confirmed influenza outbreak has been reported, but there is no increase in cases of ILI.
- Local:** Outbreaks of influenza or increases in ILI cases and recent laboratory-confirmed influenza in a single region of the state.
- Regional:** Outbreaks of influenza or increases in ILI and recent laboratory confirmed influenza in at least two but less than half the regions of the state with recent laboratory evidence of influenza in those regions.
- Widespread:** Outbreaks of influenza or increases in ILI cases and recent laboratory-confirmed influenza in at least half the regions of the state with recent laboratory evidence of influenza in the state.

### Additional Resources:

[Kane County Health Department Influenza Website](#)

[CDC Influenza Website](#)

[Illinois Department of Public Health Website](#)

[Northern Illinois Public Health Consortium: Flu Resources for Public Health Communicators](#)