

KANE COUNTY DEPARTMENT OF HEALTH
Communicable Disease Control Monthly Report
A. General Communicable Diseases

Reported Disease: Illinois state law requires the reporting of communicable diseases and conditions for the purpose of monitoring trends, detecting unusual occurrences of disease and evaluating the effectiveness of intervention activities.

Communicable Disease Statistical Report^{1,2}

DISEASE REPORTED	Report Time	J	F	M	A	M	J	J	A	S	O	N	D	2022 YTD	2021 YTD	2021 Total
Anaplasma phagocytophilum	7 day	0	0	0										0	0	1
Campylobacteriosis	24 hr.	7	3	10										20	15	100
Candida auris, clinical**	7 day	0	0	1										1	1	1
Carbapenem Resistant Acinetobacter	7 day	0	1	0										1	0	0
Carbapenem Resistant Enterobacteriaceae	7 day	1	1	0										2	1	3
Chikungunya Neuroinvasive Disease	7 day	0	0	0										0	0	1
Coronavirus Novel 2019***	3 hr.	31682	4903	1306										37891	11063	47272
Cryptosporidiosis	7 day	0	0	4										4	0	24
Cyclosporiasis	7 day	0	0	0										0	0	11
Dengue and Dengue-like Illness	7 day	0	0	0										0	0	1
Ehrlichia chaffeensis (formerly HME)	7 day	0	0	0										0	0	1
Haemophilus Influenzae Invasive Disease	24 hr.	2	0	1										3	0	2
Hepatitis A	24 hr.	0	0	1										1	1	3
Hepatitis B Acute	7 day	0	0	0										0	0	1
Hepatitis B Chronic	7 day	4	3	1										8	3	27
Hepatitis C Virus Acute Infection	7 day	0	0	1										1	0	2
Hepatitis C Virus Chronic Infection	7 day	7	5	6										18	33	116
Histoplasmosis	7 day	1	0	1										2	1	7
Influenza with ICU Hospitalization	24 hr.	0	1	1										2	0	2
Legionellosis - Legionnaires Disease	7 day	1	0	1										2	1	25
Listeria Invasive Disease	7 day	0	0	0										0	0	1
Lyme Disease	7 day	0	0	0										0	2	33
Malaria	7 day	0	0	0										0	0	1
Multisystem Inflammatory Syndrome	24 hr.	2	0	0										2	3	5
Rabies, Potential Human Exposure	24 hr.	4	2	8										14	10	82
Salmonellosis	7 day	1	1	0										2	11	78
Shiga toxin-producing E.coli O157:H7	24 hr.	0	1	0										1	0	3
Shiga toxin-producing E.coli- Shiga toxin Pos., non-O157 serotype	24 hr.	0	1	2										3	1	19
Shigellosis	7 day	1	1	1										3	2	5
Streptococcal Disease Invasive Group A %	24 hr.	0	2	0										2	1	5
Streptococcus Pneumoniae*	7 day	0	0	1										0	0	1
Typhoid Fever	24 hr.	0	0	0										0	1	2
Varicella (Chickenpox)	24 hr.	0	0	0										0	1	8
Vibriosis	7 day	0	1	0										1	1	9
West Nile Virus Neuroinvasive Disease	7 day	0	0	0										0	0	2

¹ Includes confirmed and probable cases * Non Drug Resistant Invasive Disease (< 5 years) ** Candida auris, clinical, is reportable effective Jan 1, 2019
² Data are provisional, subject to change % Includes streptococcal necrotizing fasciitis *** Coronavirus Novel 2019 is reportable in 3 hours

2. Communicable Disease Outbreaks/Clusters	J	F	M	A	M	J	J	A	S	O	N	D	2022 YTD	2021 YTD	2021 Total
Food/Waterborne	0	1	1										2	0	0
Non-foodborne Clusters	19	16	21										56	23	186

3. General Communicable Disease WORK UNIT	J	F	M	A	M	J	J	A	S	O	N	D	2022 YTD	2021 YTD	2021 Total
Disease Investigation															
Reportable	31713	4926	1346										37985	11152	47854
Non-Reportable	990	180	59										1229	536	2045
Transfers	1470	806	2245										4521	3492	8467
Education															
Provider	4	9	19										32	45	163
Public	1030	258	168										1456	20357	37015
Large Group	0	0	0										0	0	0
Testing	15480	3524	165										19169	23440	123472
Specimen Collection	0	0	0										0	8	1
Clinical Evaluation	0	0	0										0	0	0
Treatment Services	0	0	0										0	0	0

KANE COUNTY DEPARTMENT OF HEALTH
 Communicable Disease Control Monthly Report
 B. Sexually Transmitted Disease (STD) and HIV / AIDS

Reported Disease: Illinois state law requires the reporting of communicable diseases and conditions for the purpose of monitoring trends, detecting unusual occurrences of disease and evaluating the effectiveness of intervention activities.

1a. DISEASE REPORTED^{&}	J	F	M	A	M	J	J	A	S	O	N	D	2022 YTD	2021 YTD	2021 Total
Sexually Transmitted Diseases															
Chlamydia	158	172	180										510	507	2019
Gonorrhea	36	32	29										97	137	462
Syphilis (1°,2°,Latent)	0	0	0										0	16	23
Syphilis (Congenital)	0	0	0										0	0	0
Syphilis (Other)	7	1	0										8	22	75
Syphilis TOTAL	7	1	0	0	0	0	0	0	0	0	0	0	8	38	98

[&] Data are provisional and subject to change

1b. DISEASE REPORTED	J	F	M	A	M	J	J	A	S	O	N	D	2022 YTD	2021 YTD	2021 Total
HIV / AIDS															
HIV Infections													***	***	***
AIDS													***	***	***

*** Data not available at time of printing, or suppressed due to very low count

2. STD/ HIV/AIDS WORK UNIT	J	F	M	A	M	J	J	A	S	O	N	D	2022 YTD	2021 YTD	2021 Total
Disease Investigation															
Reportable	194	204	209										607	660	2505
OOJs [#] and Transfers	188	122	121										431	1400	3626
Non-Reportable	10	1	0										11	34	118
Education															
Provider	1	2	1										4	3	14
Public	1	0	0										1	0	1
Large Group	0	0	0										0	0	0
Testing	0	0	0										0	0	0
Specimen Collection	0	0	0										0	0	0
Clinical Evaluation	0	0	0										0	0	0
Treatment Services	0	0	0										0	0	0

[#] OOJ = Out of jurisdiction reportable STD cases that KCHD completed surveillance and intervention process.

Lead Case Management 2022

NEW ENROLLEE Lead Levels	J	F	M	A	M	J	J	A	S	O	N	D	2022 YTD	2021 YTD
3 years to 6 Years														
>= 20 mcg/dl	0	0	0	0	0	0	0	0	0	0	0	0	0	3
10 – 19 mcg/dl.	0	0	1	0	0	0	0	0	0	0	0	0	1	6
5 – 9 mcg/dl.*	2	2	4	0	0	0	0	0	0	0	0	0	8	26
6 Months - 3 Years														
>=20 mcg/dl	0	0	0	0	0	0	0	0	0	0	0	0	0	1
10 - 19 mcg/dl	0	0	3	0	0	0	0	0	0	0	0	0	3	14
5 – 9 mcg/dl.*	1	2	7	0	0	0	0	0	0	0	0	0	10	37
Total	3	4	10	0	0	0	0	0	0	0	0	0	22	87

Open Case Load	J	F	M	A	M	J	J	A	S	O	N	D
Northern County	118	123	223	0	0	0	0	0	0	0	0	0
Southern County	139	134	114	0	0	0	0	0	0	0	0	0
Total	257	257	337	0	0	0	0	0	0	0	0	0

	J	F	M	A	M	J	J	A	S	O	N	D	2022 YTD	2021 YTD
Case Closures	24	2	43										69	110

NURSE HOME VISITS	J	F	M	A	M	J	J	A	S	O	N	D	2022 YTD	2021 YTD
Initial Visit	0	0	1	0	0	0	0	0	0	0	0	0	1	7
Repeat visit	0	0	0	0	0	0	0	0	0	0	0	0	0	4
Total	0	0	1	0	0	0	0	0	0	0	0	0	1	11

NURSE HOME VISITS ATTEMPTED NOT COMPLETED	J	F	M	A	M	J	J	A	S	O	N	D	2022 YTD	2021 YTD
	0	0	2	0	0	0	0	0	0	0	0	0	2	0

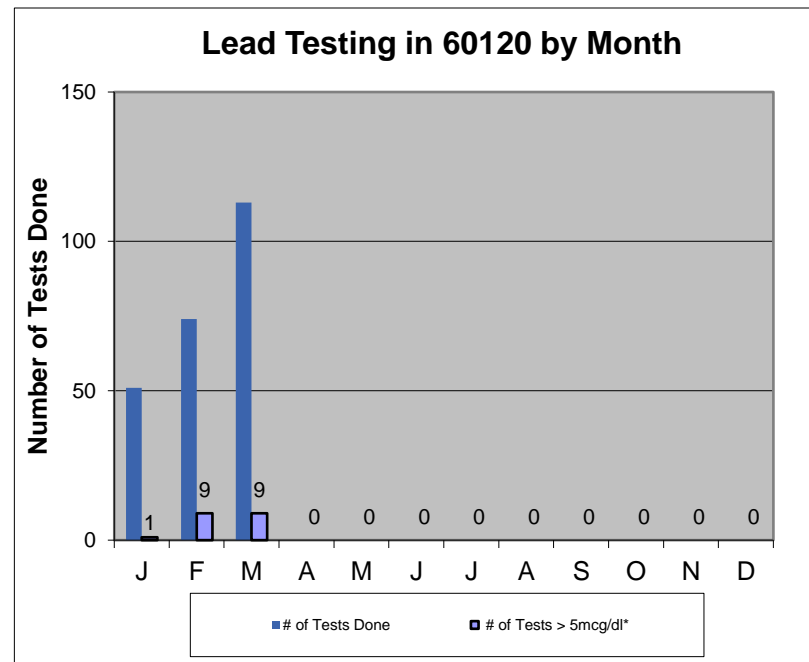
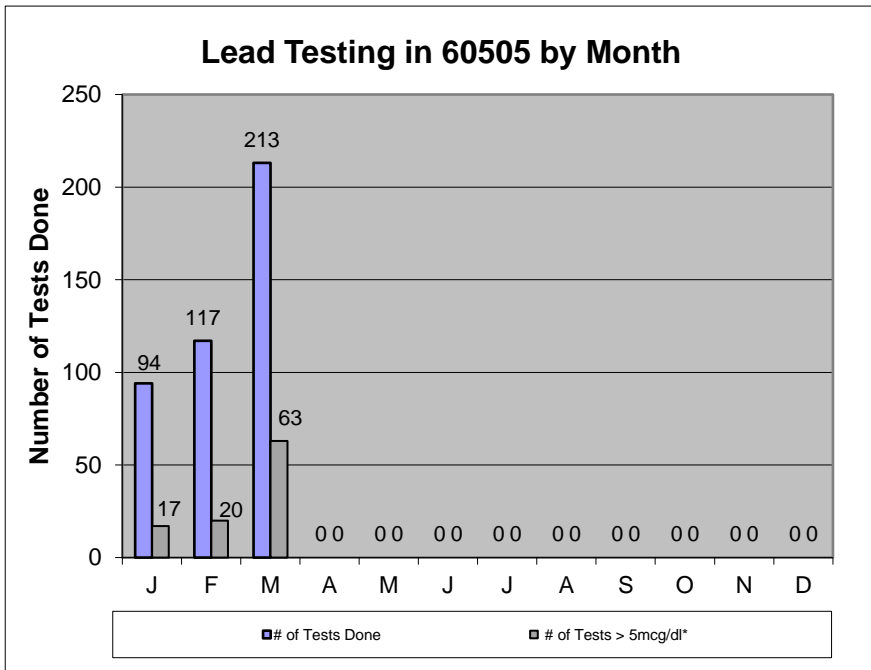
EDUCATIONAL INTERVENTIONS	J	F	M	A	M	J	J	A	S	O	N	D	2022 YTD	2021 YTD
Calls	68	89	78	0	0	0	0	0	0	0	0	0	235	1683
Letters	51	32	33	0	0	0	0	0	0	0	0	0	116	695
visits	9	30	28	0	0	0	0	0	0	0	0	0	67	282
Community Education	0	7	45	0	0	0	0	0	0	0	0	0	52	510
Total	128	158	184	0	0	0	0	0	0	0	0	0	470	3170

* Effective 7/1/19, the "blood lead level of concern" is ≥ 5 mcg/dl

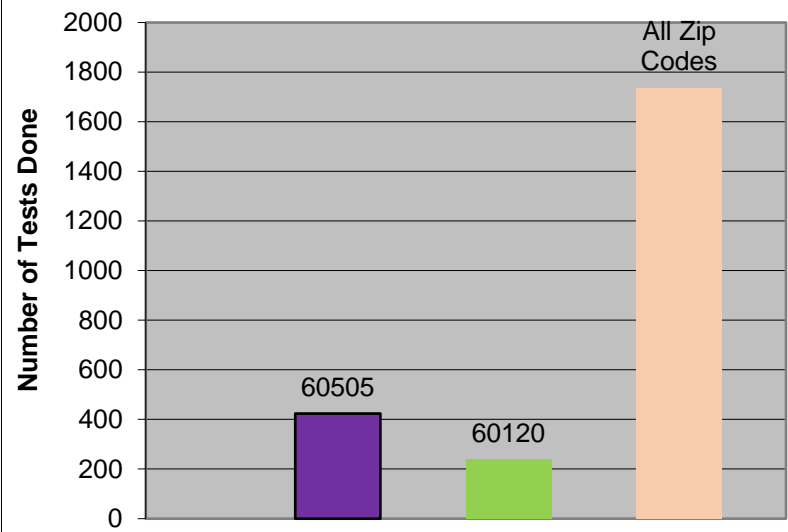
Lead Testing 2022

High Risk Zip Codes	J	F	M	A	M	J	J	A	S	O	N	D	2022 YTD	2021 YTD	
60505															
# of Tests Done	94	117	213	0	0	0	0	0	0	0	0	0	424	1783	
# of Tests > 5mcg/dl*	17	20	63	0	0	0	0	0	0	0	0	0	100	351	
60120															
# of Tests Done	51	74	113	0	0	0	0	0	0	0	0	0	238	1016	
# of Tests > 5mcg/dl*	1	9	9	0	0	0	0	0	0	0	0	0	19	113	
All Zip Codes															
Tests Done	442	511	783	0	0	0	0	0	0	0	0	0	1736	7102	
Tests > 5mcg/dl*	44	55	119	0	0	0	0	0	0	0	0	0	218	826	

* Effective 7/1/19, the "blood lead level of concern" is ≥ 5 mcg/dl



Lead Tests Performed by Zipcode



Lead Tests > 5 mcg/dl by Zipcode

