

KANE COUNTY DEPARTMENT OF HEALTH  
Communicable Disease Control Monthly Report  
A. General Communicable Diseases

Reported Disease: Illinois state law requires the reporting of communicable diseases and conditions for the purpose of monitoring trends, detecting unusual occurrences of disease and evaluating the effectiveness of intervention activities.

**Communicable Disease Statistical Report<sup>1,2</sup>**

DISEASE REPORTED	Reporting Time	J	F	M	A	M	J	J	A	S	O	N	D	2021 YTD	2020 YTD	2020 Total
Campylobacteriosis*	24 hour	6	6	3	3	9	12	10						49	25	57
Candida auris, clinical**	7 day	1	0	0	0	0	0	0						1	0	0
Carbapenem Resistant Enterobacteriaceae	7 day	1	0	0	0	0	0	0						1	0	0
Coronavirus Novel 2019***	3 hour	6534	2368	2158	4264	1905	406	773						18408	9247	41504
Cryptosporidiosis	7 day	0	0	0	7	2	0	4						13	3	10
Cyclosporiasis	7 day	0	0	0	0	0	2	3						5	12	15
Dengue and Dengue-like Illness	7 day	0	0	0	0	0	0	1						1	0	2
Haemophilus Influenzae Invasive Disease	24 hour	0	0	0	0	0	0	0						0	2	2
Hemolytic Uremic Syndrome Post Diarrheal	7 day	0	0	0	0	0	0	0						0	0	1
Hepatitis A	24 hour	0	0	1	0	0	0	0						1	2	2
Hepatitis B Acute	7 day	0	0	0	1	0	0	0						1	1	1
Hepatitis B Chronic	7 day	0	0	2	1	2	3	0						8	6	17
Hepatitis C Virus Acute Infection	7 day	0	0	0	1	0	0	0						1	0	0
Hepatitis C Virus Chronic Infection	7 day	16	7	12	10	5	11	7						68	29	64
Histoplasmosis	7 day	0	1	0	1	0	0	0						2	2	2
Influenza with ICU Hospitalization	24 hour	0	0	0	0	0	0	0						0	50	51
Legionellosis - Legionnaires Disease	7 day	1	0	0	0	2	2	8						13	7	11
Listeria Invasive Disease	7 day	0	0	0	0	0	0	0						0	0	1
Lyme Disease	7 day	0	2	0	1	0	4	4						11	6	26
Multisystem Inflammatory Syndrome	24 hour	1	0	2	0	0	0	0						3	3	7
Mumps	24 hour	0	0	0	0	0	0	0						0	1	1
Paratyphi A	7 day	0	0	0	0	0	0	0						0	0	3
Pertussis	24 hour	0	0	0	0	0	0	0						0	4	4
Rabies, Potential Human Exposure	24 hour	3	4	3	4	4	11	13						42	13	28
Salmonellosis	7 day	6	1	3	2	3	3	9						27	17	30
Shiga toxin-producing E.coli (STEC) - O157:H7	24 hour	0	0	0	0	1	0	1						2	1	1
Shiga toxin-producing E.coli- Shiga toxin Pos., non-O157 serotype, not cultured or serotyped	24 hour	0	0	1	0	2	5	0						8	10	14
Shigellosis	7 day	0	1	1	0	0	0	0						2	4	6
Streptococcal Disease Invasive Group A%	24 hour	0	1	0	0	0	2	0						3	10	0
Typhoid Fever	24 hour	1	0	0	0	1	0	0						2	0	15
Varicella (Chickenpox)	24 hour	0	1	0	0	1	0	1						3	10	11
Vibriosis	7 day	0	0	1	0	0	0	2						3	1	1

<sup>1</sup> Includes confirmed and probable cases

\* Newly reportable effective January 1, 2016

\*\* Candida auris, clinical, is reportable effective Jan 1, 2019

<sup>2</sup> Data are provisional and subject to change

% Includes streptococcal necrotizing fasciitis

\*\*\* Coronavirus Novel 2019 is reportable in 3 hours

2. Communicable Disease Outbreaks/Clusters	J	F	M	A	M	J	J	A	S	O	N	D	2021 YTD	2020 YTD	2020 Total
Food/Waterborne	0	0	0	0	0	0	0						0	2	2
Non-foodborne Clusters	12	4	7	14	7	4	0						48	162	310

3. General Communicable Disease WORK UNIT	J	F	M	A	M	J	J	A	S	O	N	D	2021 YTD	2020 YTD	2020 Total
<b>Disease Investigation</b>															
Reportable	6570	2392	2187	4295	1937	461	836						18678	9466	41887
Non-Reportable	295	128	109	147	120	89	105						993	238	3259
Transfers	657	528	680	440	426	142	155						3028	298	5760
<b>Education</b>															
Provider	17	12	16	9	9	9	9						81	372	490
Public	4007	3759	12591	9595	2223	434	310						32919	3324	5501
Large Group	0	0	0	0	0	0	0						0	0	0
<b>Testing</b>	399	0	0	0	0	0	0						399	1622	4729
<b>Specimen Collection</b>	0	0	0	0	1	0	0						1	8	8
<b>Clinical Evaluation</b>	0	0	0	0	0	0	0						0	0	0
<b>Treatment services</b>	0	0	0	0	0	0	0						0	0	0

KANE COUNTY DEPARTMENT OF HEALTH  
 Communicable Disease Control Monthly Report  
 B. Sexually Transmitted Disease (STD) and HIV / AIDS

Reported Disease: Illinois state law requires the reporting of communicable diseases and conditions for the purpose of monitoring trends, detecting unusual occurrences of disease and evaluating the effectiveness of intervention activities.

<b>1a. DISEASE REPORTED<sup>&amp;</sup></b>	<b>J</b>	<b>F</b>	<b>M</b>	<b>A</b>	<b>M</b>	<b>J</b>	<b>J</b>	<b>A</b>	<b>S</b>	<b>O</b>	<b>N</b>	<b>D</b>	<b>2021 YTD</b>	<b>2020 YTD</b>	<b>2020 Total</b>
<b>Sexually Transmitted Diseases</b>															
Chlamydia	144	146	164	133	120	147	142						996	1127	1956
Gonorrhea	49	27	51	39	35	33	33						267	206	424
Syphilis (1°,2°,Latent)	10	3	3	1	2	0	0						19	10	11
Syphilis (Congenital)	0	0	0	0	0	0	0						0	0	0
Syphilis (Other)	14	5	4	7	5	7	11						53	22	43
Syphilis TOTAL	24	8	7	8	7	7	11						72	32	54

<sup>&</sup> Data are provisional and subject to change

<b>1b. DISEASE REPORTED</b>	<b>J</b>	<b>F</b>	<b>M</b>	<b>A</b>	<b>M</b>	<b>J</b>	<b>J</b>	<b>A</b>	<b>S</b>	<b>O</b>	<b>N</b>	<b>D</b>	<b>2021 YTD</b>	<b>2020 YTD</b>	<b>2020 Total</b>
<b>HIV / AIDS</b>															
HIV Infections													***	***	***
AIDS													***	***	***

\*\*\* Data not available at time of printing, or suppressed due to very low count

<b>2. STD/ HIV/AIDS WORK UNIT</b>	<b>J</b>	<b>F</b>	<b>M</b>	<b>A</b>	<b>M</b>	<b>J</b>	<b>J</b>	<b>A</b>	<b>S</b>	<b>O</b>	<b>N</b>	<b>D</b>	<b>2021 YTD</b>	<b>2020 YTD</b>	<b>2020 Total</b>
<b>Disease Investigation</b>															
Reportable	203	176	218	173	157	180	175						1282	1347	2395
OOJs <sup>#</sup> and Transfers	94	139	129	71	69	48	80						630	426	712
Non-Reportable	18	10	6	11	8	11	15						79	34	69
<b>Education</b>															
Provider	1	2	0	2	0	0	0						5	13	19
Public	0	0	0	0	0	0	0						0	1	3
Large Group	0	0	0	0	0	0	0						0	0	0
<b>Testing</b>	0	0	0	0	0	0	0						0	0	0
<b>Specimen Collection</b>	0	0	0	0	0	0	0						0	0	0
<b>Clinical Evaluation</b>	0	0	0	0	0	0	0						0	0	0
<b>Treatment Services</b>	0	0	0	0	0	0	0						0	0	0

<sup>#</sup> OOJ = Out of jurisdiction reportable STD cases that KCHD completed surveillance and intervention process.



# Kane County Department of Public Health Tuberculosis

Reported Disease:

**TB Program**

**2021**

	J	F	M	A	M	J	J	2021 YTD	2020 Total
<b>DISEASE</b>	0	0	1	0	1	2	1	5	7
<b>TUBERCULOSIS</b>									
<b>Disease</b>	J	F	M	A	M	J	J	2021YTD	2020 Total
Reportable	0	0	1	0	1	2	1	5	6
Non-Reportable	12	10	3	1	12	14	10	62	62
Transfers	0	1	0	0	0	0	0	1	2
<b>Education</b>									
Provider	23	19	7	1	5	53	84	192	327
Public	0	41	27	29	23	16	34	170	330
Large Group	2	3	0	0	0	1	0	6	8
<b>Testing</b>									
Skin Tests	29	34	27	16	19	8	1	134	97
Chest X-Rays	1	2	0	0	0	2	1	6	13
<b>Specimen Collection</b>									
	5	3	7	6	3	8	10	42	83
<b>Clinical Evaluation</b>									
	1	3	2	1	1	16	25	49	88
<b>Treatment Services</b>									
	38	71	56	54	40	67	110	436	631

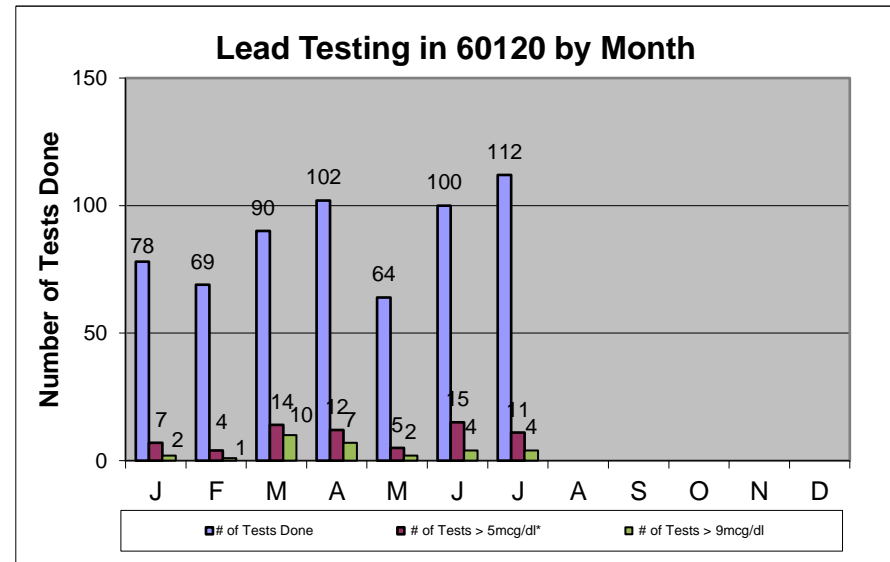
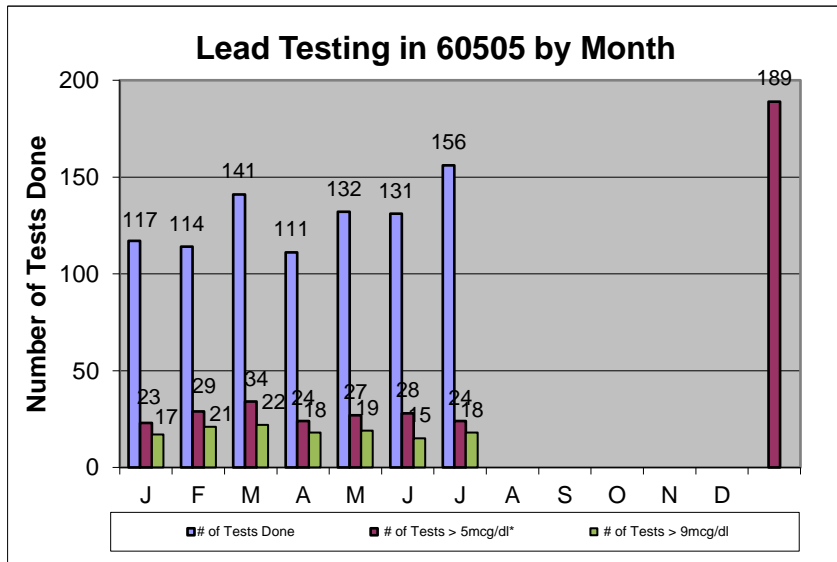
KANE COUNTY DEPARTMENT  
 OF HEALTH  
 Communicable Disease  
 Control Monthly Report  
 Immunization Services 2021

<b>VACCINES (Excludes Influenza &amp; COVID)</b>	<b>J</b>	<b>F</b>	<b>M</b>	<b>A</b>	<b>M</b>	<b>J</b>	<b>J</b>	<b>2021 YTD</b>	<b>2020 YTD</b>
Shots given	61	13	73	11	21	52	48	279	657
Patients seen	34	9	37	9	12	30	30	161	299
<b>RESIDENCY</b>									
Aurora	21	2	30	9	9	20	14	105	174
Elgin/C'ville	4	1	1	1	0	1	4	12	12
Tri-Cities	2	1	2	0	3	1	1	10	17
Other	7	3	4	0	0	1	7	22	39
<b>AGE</b>									
0 - 18 Years	34	7	37	8	12	30	48	176	277
19 - 64 Years	0	0	0	0	0	0	0	0	18
> 64 Years	0	0	0	0	0	0	0	0	1
	<b>J</b>	<b>F</b>	<b>M</b>	<b>A</b>	<b>M</b>	<b>J</b>	<b>J</b>	<b>2021 YTD</b>	<b>2020 YTD</b>
<b>Influenza Vaccine Given</b>	<b>4</b>	<b>1</b>	<b>6</b>	<b>2</b>	<b>1</b>	<b>3</b>	<b>0</b>	<b>17</b>	
<b>COVID Vaccine Given</b>	4900	15654	27279	72771	45052	9755	1506	176917	
<b>Total VACCINES Given</b>	4973	15456	27280	72164	45073	9807	1536	176289	

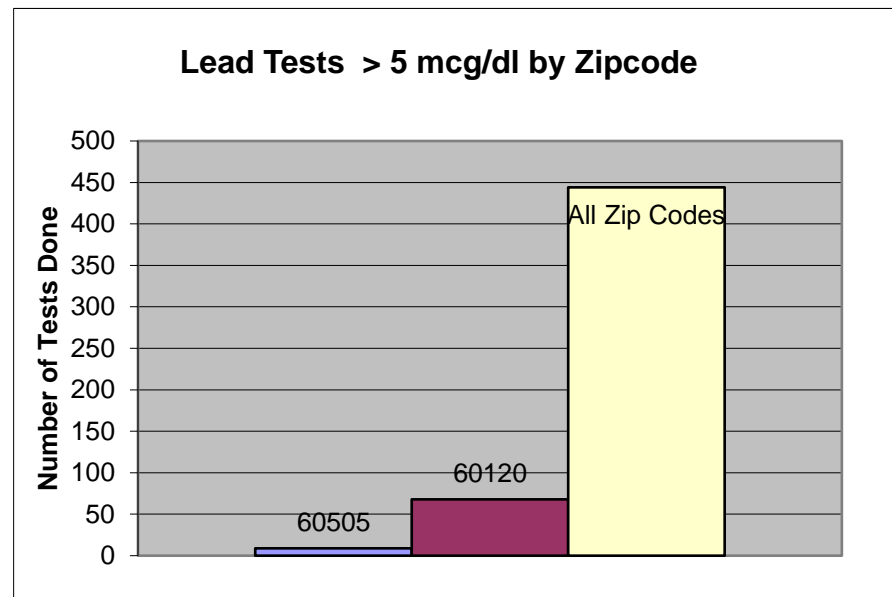
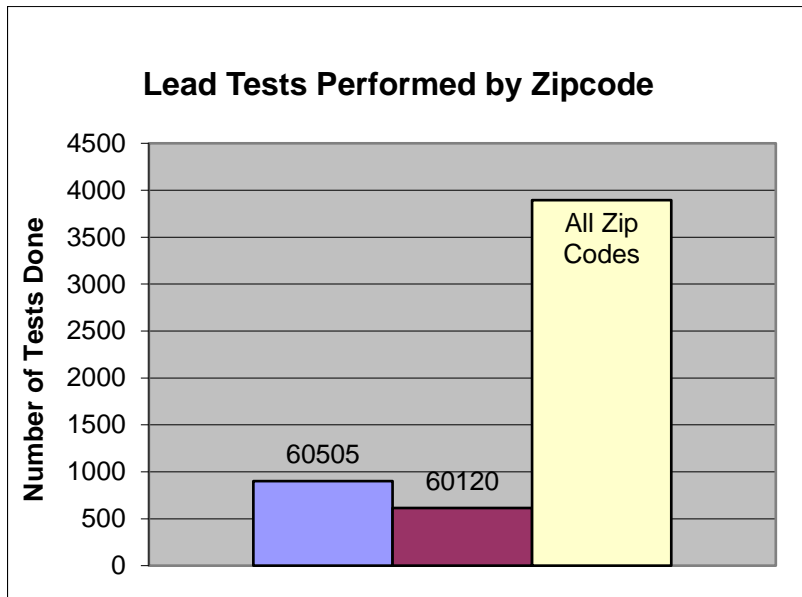
## Kane County Health Department Childhood Lead Prevention Program Lead Testing Summary

High Risk Zip Codes	J	F	M	A	M	J	J	A	S	O	N	D	2021 YTD	2020 YTD	2020 Total
<b>60505</b>															
# of Tests Done	117	114	141	111	132	131	156						902	135	
# of Tests > 9mcg/dl	17	21	22	18	19	15	18						130	3	
# of Tests > 5mcg/dl*	23	29	34	24	27	28	24						189	9	
<b>60120</b>															
# of Tests Done	78	69	90	102	64	100	112						615	72	
# of Tests > 9mcg/dl	2	1	10	7	2	4	4						30	2	
# of Tests > 5mcg/dl*	7	4	14	12	5	15	11						68	8	
<b>All Zip Codes</b>															
Tests Done	576	458	597	511	498	568	685						3893	544	
# of Tests > 9mcg/dl	36	34	52	44	39	46	42						293	6	
Tests > 5mcg/dl*	57	47	76	63	54	80	67						444	23	

\* Effective 7/1/19, the "blood lead level of concern" is  $\geq 5\text{mcg/dl}$



Kane County Health Department  
Childhood Lead Prevention Program  
Lead Testing Summary





# Kane County Health Department

## Childhood Lead Prevention Program Case Management

### CD Lead Statistics 2021

<b>NEW ENROLLEE Lead Levels</b>	<b>J</b>	<b>F</b>	<b>M</b>	<b>A</b>	<b>M</b>	<b>J</b>	<b>J</b>	<b>2021</b>	<b>2020 YTD</b>	<b>2020 Total</b>
<b>3 years to 6 Years</b>										
>/= 20 mcg/dl	0	0	1	0	0	0	0	<b>1</b>	<b>0</b>	
10 – 19 mcg/dl.	1	0	1	0	0	0	0	<b>2</b>	<b>1</b>	
5 – 9 mcg/dl.*	3	4	1	2	2	0	3	<b>15</b>	<b>1</b>	
<b>6 Months - 3 Years</b>										
>/=20 mcg/dl	0	0	0	1	0	0	0	<b>1</b>	<b>0</b>	
10 - 19 mcg/dl	0	0	1	1	2	0	2	<b>6</b>	<b>1</b>	
5 – 9 mcg/dl.*	7	3	1	3	2	3	0	<b>19</b>	<b>4</b>	
<b>Total</b>	<b>11</b>	<b>7</b>	<b>5</b>	<b>7</b>	<b>6</b>	<b>3</b>	<b>5</b>	<b>44</b>	<b>7</b>	

<b>Open Case Load</b>	<b>J</b>	<b>F</b>	<b>M</b>	<b>A</b>	<b>M</b>	<b>J</b>	<b>J</b>
Northern County	111	114	107	119	122	120	124
Southern County	100	104	105	111	115	115	122
<b>Total</b>	<b>211</b>	<b>218</b>	<b>212</b>	<b>230</b>	<b>235</b>	<b>235</b>	<b>246</b>

	<b>J</b>	<b>F</b>	<b>M</b>	<b>A</b>	<b>M</b>	<b>J</b>	<b>J</b>	<b>2021</b>	<b>2020 YTD</b>	<b>2020 Total</b>
<b>Case Closures</b>	6	12	4	3	5	11	9	<b>50</b>	<b>71</b>	

<b>NURSE HOME VISITS</b>	<b>J</b>	<b>F</b>	<b>M</b>	<b>A</b>	<b>M</b>	<b>J</b>	<b>J</b>	<b>2021</b>	<b>2020 YTD</b>	<b>2020 Total</b>
Initial Visit	0	0	0	0	0	0	0	<b>0</b>	<b>7</b>	
Repeat Visit	0	0	0	0	0	0	0	<b>0</b>	<b>4</b>	
<b>Total</b>	<b>0</b>	<b>0</b>	<b>0</b>	<b>0</b>	<b>0</b>	<b>0</b>	<b>0</b>	<b>0</b>	<b>11</b>	

<b>NURSE HOME VISITS ATTEMPTED NOT COMPLETED</b>	<b>J</b>	<b>F</b>	<b>M</b>	<b>A</b>	<b>M</b>	<b>J</b>	<b>J</b>	<b>2021 YTD</b>	<b>2020 YTD</b>	<b>2020 Total</b>
	0	0	0	0	0	0	0	<b>0</b>	<b>11</b>	

<b>EDUCATIONAL</b>	<b>J</b>	<b>F</b>	<b>M</b>	<b>A</b>	<b>M</b>	<b>J</b>	<b>J</b>	<b>2021</b>	<b>2020 YTD</b>	<b>2020 Total</b>
Calls	146	124	154	116	170	156	122	<b>988</b>	<b>70</b>	
Letters	50	50	34	28	64	96	65	<b>387</b>	<b>80</b>	
Visits	25	10	22	18	15	19	27	<b>136</b>	<b>10</b>	
Community Education	3	1	1	0	0	384	0	<b>389</b>	<b>24</b>	
<b>Total</b>	<b>224</b>	<b>185</b>	<b>211</b>	<b>162</b>	<b>249</b>	<b>655</b>	<b>214</b>	<b>1900</b>	<b>184</b>	

\* Effective 7/1/19, the "blood lead level of concern" is  $\geq 5$ mcg/dl