

## Kane County Health Department Childhood Lead Prevention Program Case Management

NEW ENROLLEE Lead Levels	J	F	M	A	M	J	J	A	S	O	N	D	2020	2019 YTD	2019 Total
<b>3 years to 6 Years</b>															
>= 20 mcg/dl	0	0	0	0	1	0	0	0	2	0			3	0	3
10 – 19 mcg/dl.	1	0	0	0	0	0	1	1	0	0			3	0	5
5 – 9 mcg/dl.*	1	3	0	0	0	1	2	0	4	0			11	1	9
<b>6 Months - 3 Years</b>															
>=20 mcg/dl	0	2	0	0	0	0	0	0	1	1			4	0	5
10 - 19 mcg/dl	1	1	0	0	1	1	0	2	1	1			8	0	11
5 – 9 mcg/dl.*	4	4	7	0	0	1	7	4	3	11			41	1	22
<b>Total</b>	7	10	7	0	2	3	10	7	11	13	0	0	70	2	55

Open Case Load	J	F	M	A	M	J	J	A	S	O	N	D
Northern County	80	84	84	82	85	87	82	92	100	106		
Southern County	80	80	79	77	79	79	84	84	87	93		
<b>Total</b>	160	164	163	159	164	166	166	176	187	199	0	0

	J	F	M	A	M	J	J	A	S	O	N	D	2020	2019 YTD	2019 Total
<b>Case Closures</b>	71	0	7	39	7	7	0	0	0	0			131	4	111

NURSE HOME VISITS	J	F	M	A	M	J	J	A	S	O	N	D	2020	2019 YTD	2019 Total
Initial Visit	7	10	7	0	2	3	0	0	0	0			29	2	55
Repeat Visit	4	4	4	0	0	0	0	0	0	0			12	3	84
<b>Total</b>	11	14	11	0	2	3	0	0	0	0	0	0	41	5	139

NURSE HOME VISITS ATTEMPTED NOT COMPLETED	J	F	M	A	M	J	J	A	S	O	N	D	2020 YTD	2019 YTD	2019 Total
	11	4	4	0	0	0	0	0	0	0			19	4	62

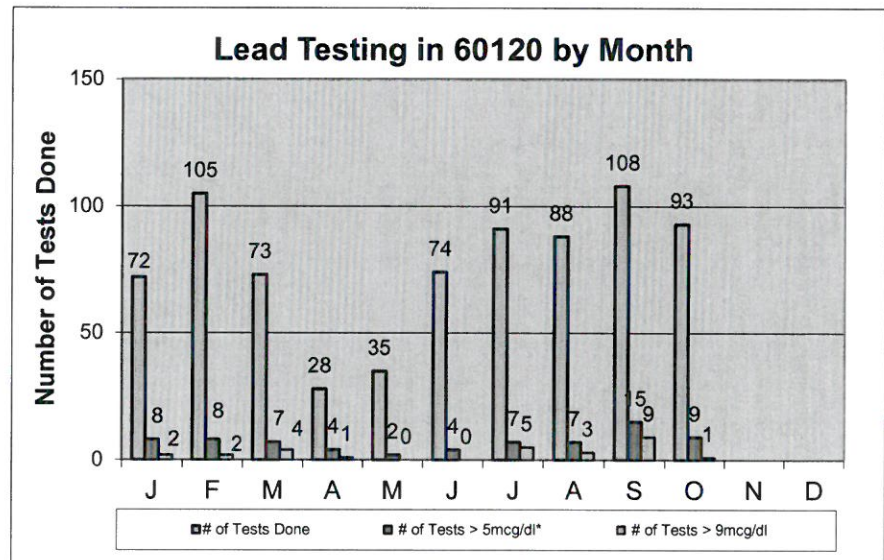
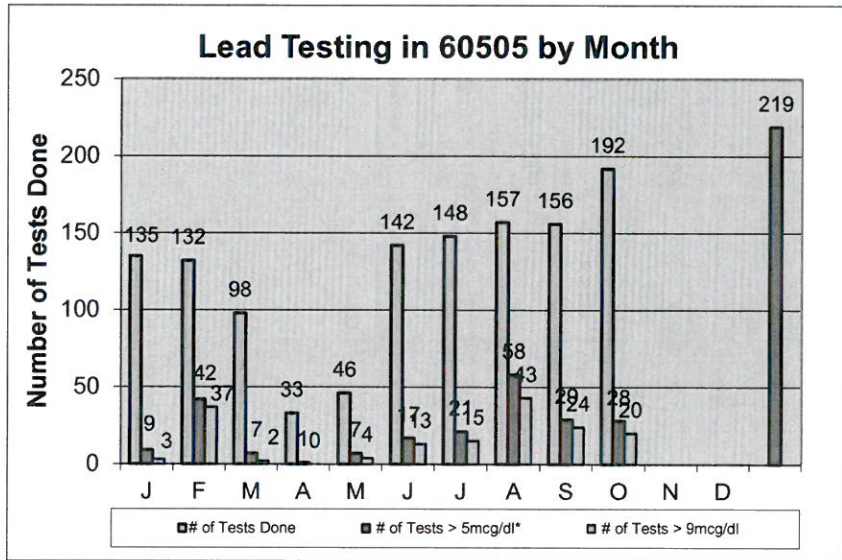
EDUCATIONAL	J	F	M	A	M	J	J	A	S	O	N	D	2020	2019 YTD	2019 Total
Calls	70	74	99	128	139	165	128	115	126	129			1173	50	1151
Letters	80	112	78	40	146	53	67	40	70	65			751	56	1176
Visits	10	21	20	0	0	6	27	35	19	28			166	9	201
Community Education	24	3	1	0	0	0	0	0	0	0			28	2	2271
<b>Total</b>	184	210	198	168	285	224	222	190	215	222	0	0	2118	117	4799

\* Effective 7/1/19, the "blood lead level of concern" is  $\geq 5$ mcg/dl

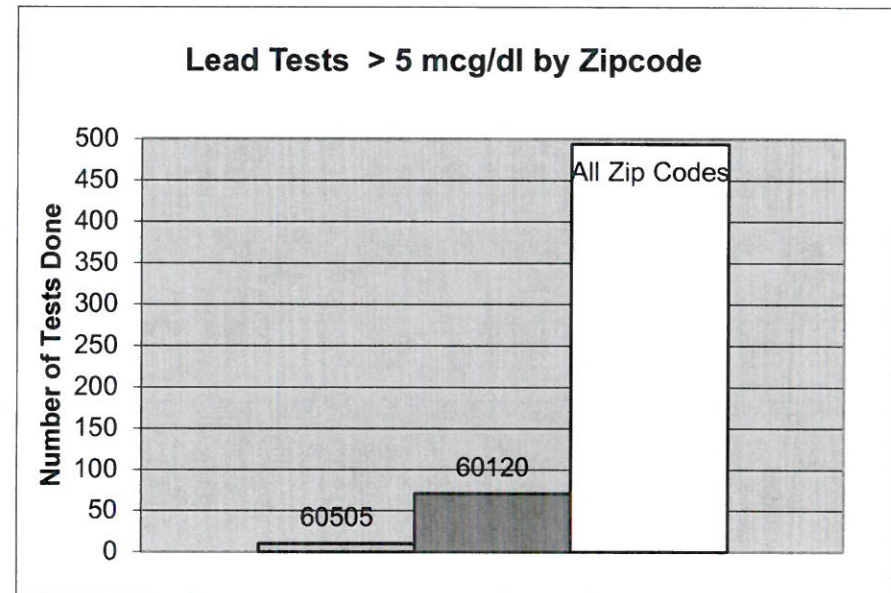
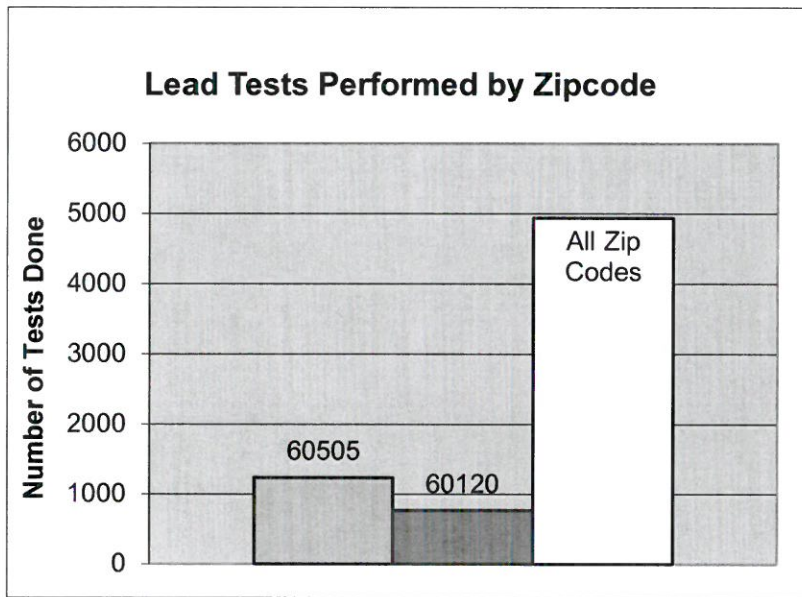
**Kane County Health Department  
Childhood Lead Prevention Program  
Lead Testing Summary**

High Risk Zip Codes	J	F	M	A	M	J	J	A	S	O	N	D	2020 YTD	2019 YTD	2019 Total
<b>60505</b>															
# of Tests Done	135	132	98	33	46	142	148	157	156	192			<b>1239</b>	<b>150</b>	<b>1799</b>
# of Tests > 9mcg/dl	3	37	2	0	4	13	15	43	24	20			<b>161</b>	<b>0</b>	<b>124</b>
# of Tests > 5mcg/dl*	9	42	7	1	7	17	21	58	29	28			<b>219</b>	<b>10</b>	<b>210</b>
<b>60120</b>															
# of Tests Done	72	105	73	28	35	74	91	88	108	93			<b>767</b>	<b>72</b>	<b>1224</b>
# of Tests > 9mcg/dl	2	2	4	1	0	0	5	3	9	1			<b>27</b>	<b>2</b>	<b>56</b>
# of Tests > 5mcg/dl*	8	8	7	4	2	4	7	7	15	9			<b>71</b>	<b>11</b>	<b>146</b>
<b>All Zip Codes</b>															
Tests Done	544	540	421	145	228	553	597	650	624	637			<b>4939</b>	<b>581</b>	<b>7321</b>
# of Tests > 9mcg/dl	6	47	11	3	11	27	39	64	61	42			<b>311</b>	<b>4</b>	<b>263</b>
Tests > 5mcg/dl*	23	70	28	9	21	42	59	96	83	63			<b>494</b>	<b>36</b>	<b>561</b>

\* Effective 7/1/19, the "blood lead level of concern" is  $\geq 5$ mcg/dl



Kane County Health Department  
Childhood Lead Prevention Program  
Lead Testing Summary



**Compatibility Report for Lead September 2020.xls**  
**Run on 10/8/2020 7:26**

If the workbook is saved in an earlier file format or opened in an earlier version of Microsoft Excel, the listed features will not be available.

<b>Minor loss of fidelity</b>	<b># of occurrences</b>	<b>Version</b>
Some cells or styles in this workbook contain formatting that is not supported by the selected file format. These formats will be converted to the closest format available.	10	Excel 97-2003